

GRIP

GRIP BASIC, GRIP MEETING & GRIP WOOD

PRODUCT FACTS



PRODUCT FACTS - GRIP
SEP 2022

RÅNDERS + RÅDIUS

RANDERS+RADIUS | ZETA 1 | 8382 HINNERUP | DENMARK | +45 70 30 05 15

GRIP TABLE COLLECTION

Grip is not just a table. It's a fundamentally different and innovative table design. Gravity is challenged by the balance of a simple, elegant and airy appearance. Grip has a modular construction and can be expanded and linked together with other Grip tables to meet individual needs.

The removable table legs allows you to adjust the leg positioning and the frame construction makes it possible to have a very long span - up to 3 meter - between the legs. Media integration and cable management is available.

Winner of Danish Design Award 2012 and AZ Award 2015.

PRODUCT HIGHLIGHTS

- / Modular construction
- / can be expanded and linked
- / Removable legs, allows you to adjust positioning
- / Powerbox integration is available - Grip powerbox
- / Extremely stable frame construction
- / Up to 3m span between the legs
- / Table top depth: 80, 108, 100 cm
- / Table top thickness: 20mm



DIMENSIONS

Item no.	Models	Description	Length, cm	Depth, cm	Height, cm
G69100	Grip basic	Table 131 x 80, 2 legs	131	80	73,5
G69110	Grip basic	Table 179 x 80, 2 legs	179	80	73,5
G69120	Grip basic	Table 239 x 80, 2 legs	239	80	73,5
G69130	Grip basic	Table 299 x 80, 2 legs	299	80	73,5
G69140	Grip basic	[2 x 179] 3 legs, 2-delt plade	359	80	73,5
G69150	Grip basic	[2 x 131 + 1 x 179] 4 legs, table top 3 parts	443	80	73,5
G69160	Grip basic	[2 x 239] 3 legs, table top 2 parts	479	80	73,5
G69170	Grip basic	[2 x 131 + 1 x 299] 4 legs, table top 3 parts	563	80	73,5
G69180	Grip basic	[2 x 299] 3 legs, table top 2 parts	599	80	73,5
G69200	Grip meeting	Table 131 x 108, 2 legs	131	108	74,5
G69210	Grip meeting	Table 179 x 108, 2 legs	179	108	74,5
G69220	Grip meeting	Table 239 x 108, 2 legs	239	108	74,5
G69230	Grip meeting	Table 299 x 108, 2 legs	299	108	74,5
G69240	Grip meeting	[2 x 179] 3 legs, table top 2 parts	359	108	74,5
G69250	Grip meeting	[2 x 131 + 1 x 179] 4 legs, table top 3 parts	443	108	74,5
G69260	Grip meeting	[2 x 239] 3 legs, table top 2 parts	479	108	74,5
G69270	Grip meeting	[2 x 131 + 1 x 299] 4 legs, table top 3 parts	563	108	74,5
G69280	Grip meeting	[2 x 299] 3 legs, table top 2 parts	599	108	74,5
G69310	Grip wood	Table 179 x 100, 2 legs	179	100	74
G69320	Grip wood	Table 239 x 100, 2 legs	239	100	74
G69330	Grip wood	Table 299 x 100, 2 legs	299	100	74

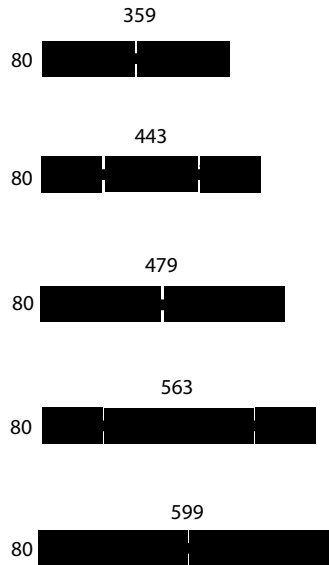
DIMENSIONS

GRIP BASIC

Height 73,5 cm




Examples of combinations

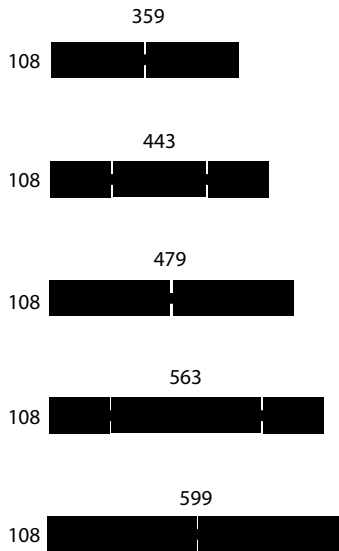


GRIP MEETING

Height 74,5 cm



Examples of combinations



GRIP WOOD

Height 74 cm




TABLE TOP

Made of 19 mm MDF-board with a chamfered MDF edge, 8 mm straight and 12 mm 15° chamfered.
Table ends straight profile.

Laminate: Formica laminate, thickness 0,7 mm – MDF edge in the same colour as top.

Linoleum: Desktop Forbo 2 mm with MDF edge in the same colour as top.

Veneer: quarter cut or plain sliced 0,6mm. Surface with UV curing lacquer. MDF edge clear lacquered.

Grip wood: Made of af 25 mm solid wood with chamfered edge. Table ends always straight.



HPL laminate
White
NCS S500-N



HPL laminate
Light grey
F7961



Nano laminate
Black Nero Ingo
0720



Nano laminate
Grey Fenix Grigio
Londra 0718



Linoleum
Black Forbo Nero
4023



Veneer
Oak

FRAME COLOURS


Legs cast aluminium AISI 12 CU 1 [Fe]. lacquered in standard colours.
Adjusting screw: black polyamide adjusting screws.



Black
RAL 9005




Dark petrol
NCS 7010 B10G mat



Dusty light blue
NCS 3010 B10G



Dusty green
NCS S6010 G10Y



Dusty pink
NCS S2020
Y80R



Light sandy grey
NCS 2502 Y mat



Sandy grey
NCS 5502Y mat



Dusty olive
RAL 7009 mat



Terracotta
RAL 8002 mat



Warm charcoal
RAL 7022 mat

ACCESSORIES

Grip linking device

Legs

Powerbox

CLEANING

Linoleum

Everyday cleaning:

Wipe the table top with a clean damp cloth. If the table top is dirty, dip a cloth in soapy water, wring it out and wipe the table top. If necessary use Monel.

[Download cleaning instructions - Forbo linoleum.](#)

Laminate

Everyday cleaning:

Wipe the table top with a clean damp cloth. If the table top is dirty, dip a cloth in soapy water, wring it out and wipe the table top.

Thorough cleaning:

Wipe loose dirt. Apply a universal cleaner on the damp cloth and dry so that all dirt is dissolved. Along the length of the direction of the surface structure. Wipe completely dry with a clean cloth.

[Download cleaning instructions - Formica laminate.](#)

Nano Laminate

Everyday cleaning:

Wipe the table top with a clean damp cloth. If the table top is dirty, dip a cloth in soapy water, wring it out and wipe the table top.

Thorough cleaning:

Clean the table top with Riisfort Laminatr Cleaner or dip a cloth in soapy water. In addition, you can use a white melamine sponge to clean and remove any dirt on the surface.

[Download cleaning instructions - Fenix nano laminate.](#)

Veneer

Everyday cleaning:

Wipe the table top with a clean damp cloth. If the table top is dirty, dip a cloth in soapy water, wring it out and wipe the table top.